



National Marine Manufacturers Association

nmma.org

ECONOMIC SIGNIFICANCE OF RECREATIONAL BOATING IN OKLAHOMA



TOTAL ANNUAL ECONOMIC IMPACT OF RECREATIONAL BOATING:

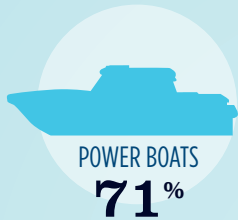
\$1.89 BILLION

Number of Recreational Boats*	210,918
Recreational Boating Industry Businesses	354
Total Jobs	14,904
Annual Recreational Boating-Related Spending	\$801.2 MILLION

RECREATIONAL BOATS IN OKLAHOMA

TOTAL BOATS* ▶ **210,918**

REGISTERED BOATS	210,918
Power boats	149,781
PWCs	28,961
Sailboats	3,534
Other Boats	28,642
HOUSEHOLDS PER BOAT	7.0

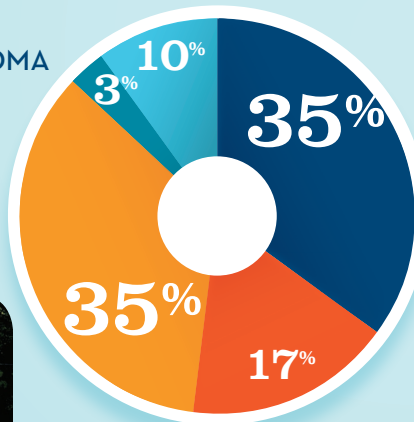


* Total boats are registered boats as reported by states to the USCG.

RECREATIONAL BOATING CREATES JOBS IN OKLAHOMA

TOTAL BOATING JOBS ▶ **2,468**

Boat Building	240
Motor / Engine Mfg.	69
Accessory / Supplies Mfg.	878
Dealers / Wholesalers	411
Boat Services	870



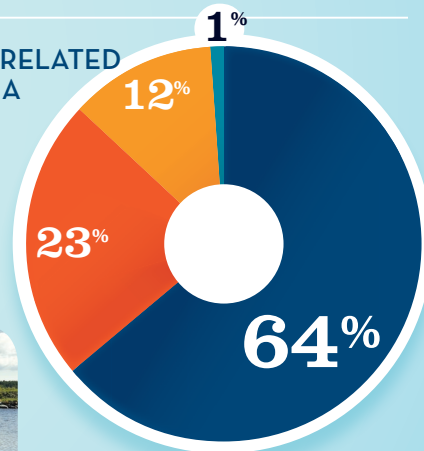
● BOAT BUILDING
● MOTOR/ENG. MFG.
● ACC./SUPPLIES MFG.
● DLRS/WHOLESALERS
● BOAT SERVICES



RECREATIONAL BOATING-RELATED BUSINESSES IN OKLAHOMA

TOTAL BUSINESSES ▶ **354**

Boat Building	1
Motor / Engine Mfg.	2
Accessory / Supplies Mfg.	42
Dealers / Wholesalers	82
Boat Services	227



● BOAT BUILDING†
● MOTOR/ENG. MFG.
● ACC./SUPPLIES MFG.
● DLRS/WHOLESALERS
● BOAT SERVICES

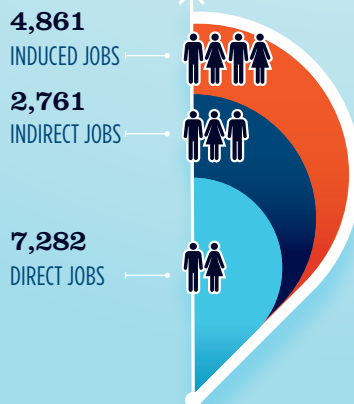


ESTIMATED JOBS IMPACT OF RECREATIONAL BOATING-RELATED SPENDING IN OKLAHOMA

EST. TOTAL JOBS ▶ **14,904**

EST. TOTAL LABOR INCOME ▶ **\$617.9 MILLIONS**

Est. Direct Income	\$250.8
Est. Indirect Income	\$154.3
Est. Induced Income	\$212.8



RECREATIONAL BOATING INDUSTRY SALES IN OKLAHOMA

Boat Building	\$61.9 MILLION
Motor / Engine Mfg.	\$40.6 MILLION
Accessory / Supplies Mfg.	\$185.6 MILLION
TOTAL MFG. SALES	\$288.1 MILLION
Dealers / Wholesalers	\$197.6 MILLION
Boat Services	\$219.7 MILLION
TOTAL RETAIL & SERVICES SALES	\$417.3 MILLION

● BOAT BUILDING
● MOTOR/ENG. MFG.
● ACC./SUPPLIES MFG.
● DLRS/WHOLESALERS
● BOAT SERVICES

Source: NMMA's Center of Knowledge; Recreational Marine Research Center at Michigan State University